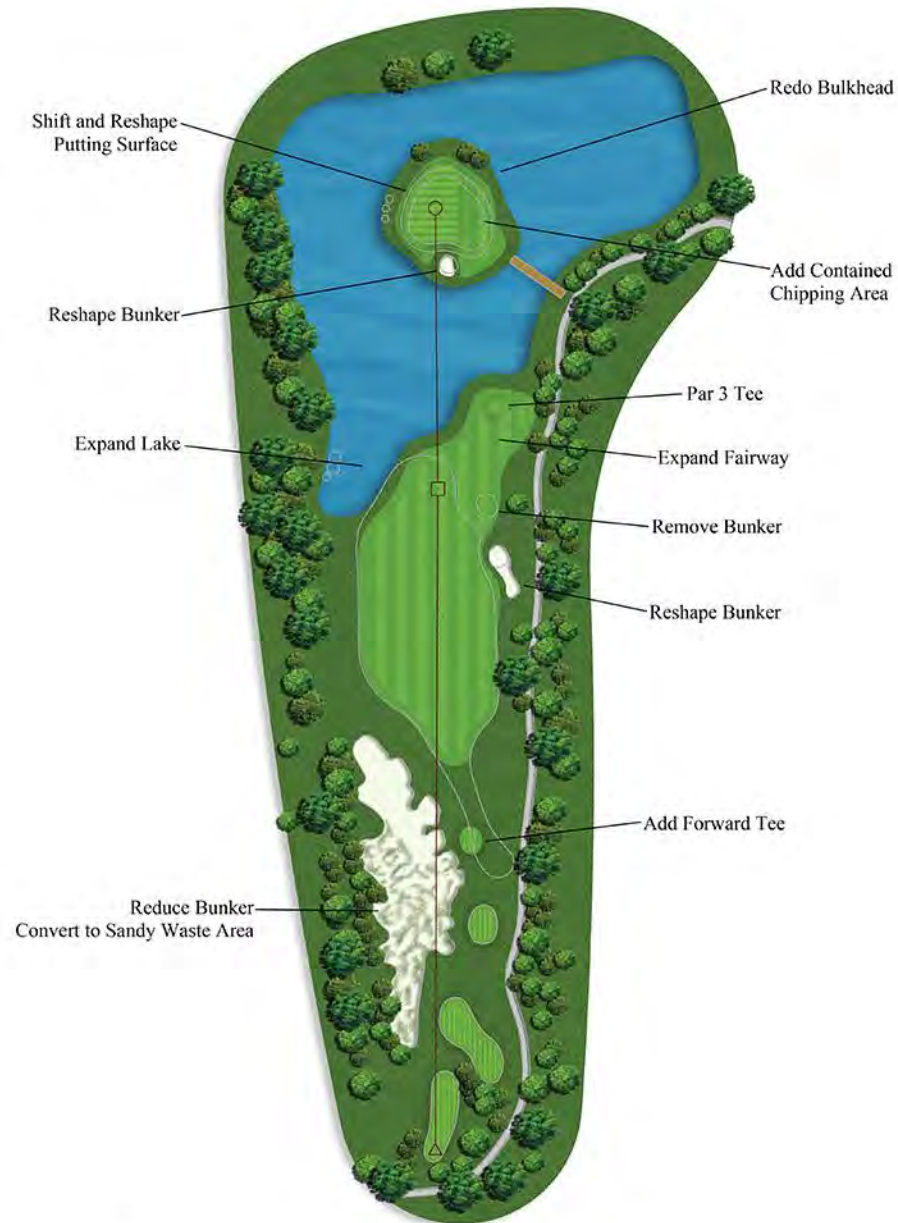
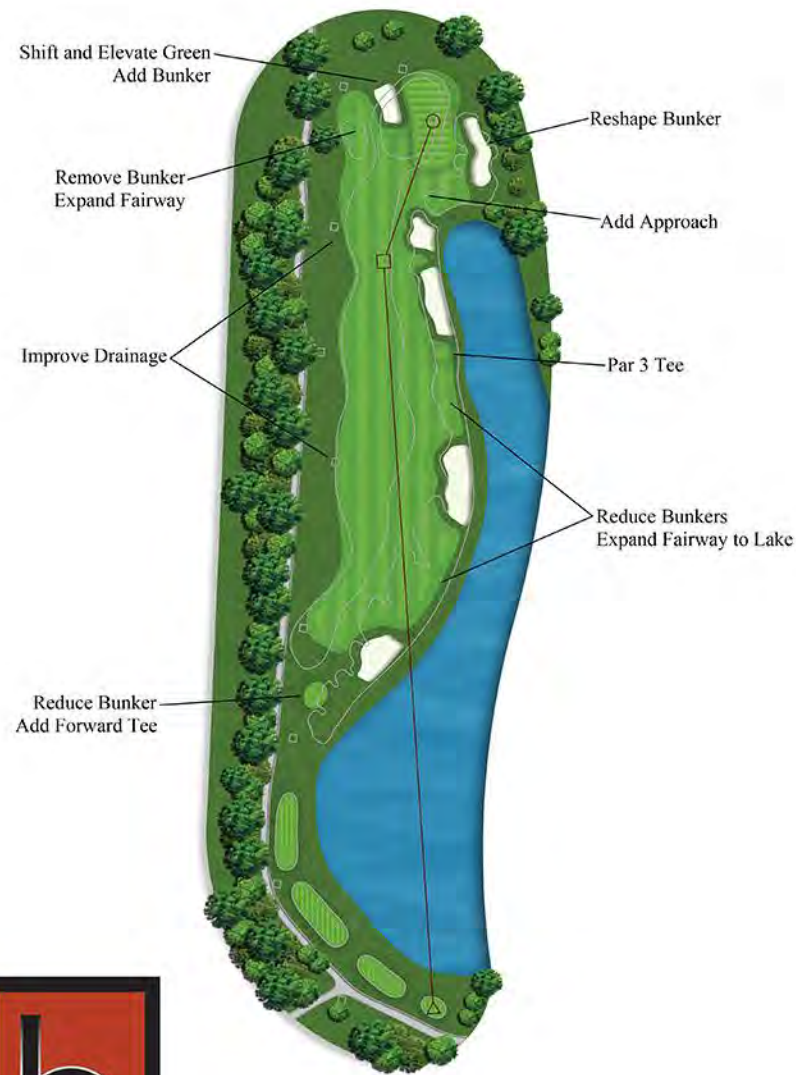




THE GOLF CLUB AT  
**Crown Colony**

**#10** Par 4 Black 356 Purple 339 White 328 Gold 305 Green 275 Red 223

- Perhaps the most visually striking hole on the current golf course, the 10th can be even better.
- By lowering the built up right side ridgeline that forms the bunker, more fairway will emerge.
- As the lengthy bunker is divided, fairway sections can connect to the lake on the right.
- With an added front approach just beyond the edge of the lake, the aggressive player may attempt to actually drive the green, while many simply find a safe spot just short of the putting surface.
- The reshaped green will require more precision and varied hole locations and the area around the green offers more creative forms of recovery opportunities.



**#11** Par 4 Black 357 Purple 340 White 325 Gold 308 Green 272 Red 240

- There is no shortage of opinions on a hole like the 11th. If executed properly, this hole poses little problem, but one false move and disaster can strike. However, the demands of this hole are simply not possible for some members.
- Maintaining the character of the hole while making it more playable has been a driving factor in the design changes.
- The lake will be reshaped, equally increased and reduced to create more options. The left side will be excavated, bringing water into play for a pulled tee shot. The right side will be filled, allowing players to get closer to the green prior to making the crossing.
- One bunker will be removed along the right side to increase fairway area and to make the cart path more accessible.
- The putting surface will shift to the left side, creating space for a contained bailout area on the right.
- The green's square footage remains the same, but the new contouring will accept shots that previously may have run through the green.

**#12** Par 5 Black 550 Purple 520 White 476 Gold 452 Green 405 Red 352

- A new Championship tee certainly adds an element of intimidation to the drive on the par five 12th, while a new forward tee makes the length a bit more manageable. Both tees are important.
- The landing area will be well defined as the right side bunker is reduced, but a new small bunker dots the left side.
- A coordinated effort will be made to connect the bunkering around the green complex so they work in tandem.
- The entire greens complex will be reshaped and the view up the 13th revealed.



**BERGIN**  
GOLF DESIGNS



THE GOLF CLUB AT  
**Crown Colony**

**#13** Par 4 Black 362 Purple 337 White 313 Gold 283 Green 241 Red 205

- Some holes just sit on the ground better than others and the 13th does that so well.
- New tees will both add length and shorten this par four, equalizing the demands for players of different strength.
- A small bunker added left of the landing area adds both demand and focus on the drive.
- Already blessed with an interesting green complex, only minor adjustments are needed.
- The green will remain slightly elevated and its left side will pose the greatest challenge as distance control will be paramount to holding the putting surface in this section.



**#14** Par 3 Black 198 Purple 178 White 170 Gold 154 Green 140 Red 124

- What a great looking par three!
- An additional 2,500 sq.ft. of teeing area will be added by shifting the cart path around the restroom area.
- The massive bunker on the left will be reduced and the fairway area will be increased.
- This putting surface has shrunk over time and the new green will recover that lost space and more.
- The approach and chipping areas will offer firm high quality turf from which to run a ball onto the putting surface.



**#15** Par 4 Black 450 Purple 410 White 374 Gold 356 Green 326 Red 272

- With the proximity of the 18th green complex, more space is needed to take pressure off the right side on this strong par four.
- The fairway and cart path will shift as far left as property and soil conditions allow.
- A new back tee will be added and forward tee adjustments will be made.
- A pair of elongated bunkers will enhance the right side buffer between holes.
- As is the case on many holes, the approach area will widen as the bunkering is reconfigured.



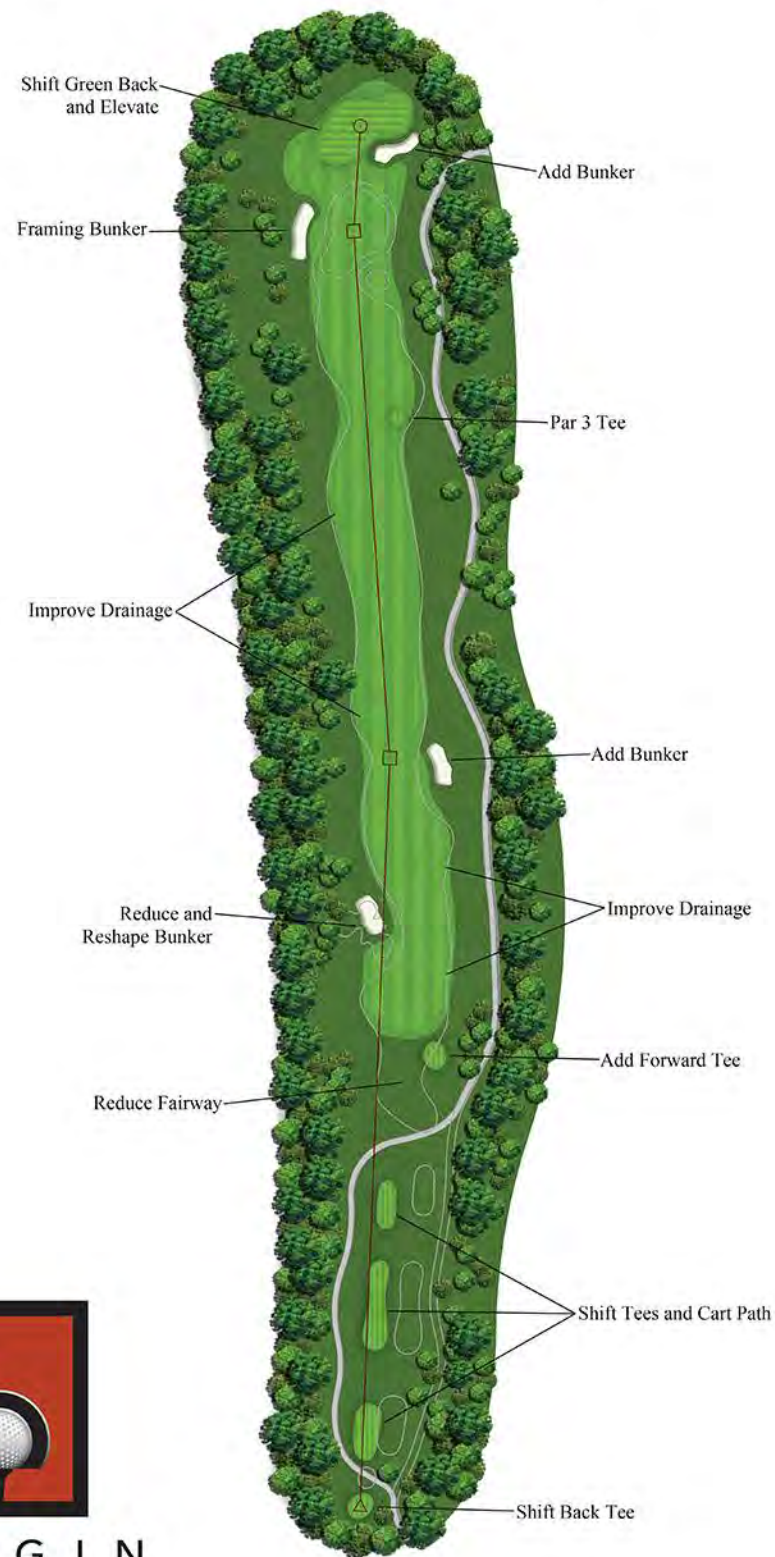
**BERGIN**  
GOLF DESIGNS



# THE GOLF CLUB AT Crown Colony

## #16 Par 5 Black 525 Purple 500 White 490 Gold 450 Green 411 Red 354

- As a long par four, the 16th has been one of the least appreciated holes on the course, but once converted to a semi-reachable par five, it will take on a completely new persona. In fact, the scoring average probably won't change very much.
- All tees will be adjusted and relocated slightly.
- The putting surface slides back to a dry sandy area behind the current green.
- Bunkering will be adjusted throughout to both influence strategy and add definition.
- Fairway contouring and added drainage will greatly improve turf conditioning.



## #17 Par 3 Black 203 Purple 193 White 180 Gold 160 Green 130 Red 115

- Its green partially hidden from view behind an oasis of sand, the 17th completes a fine group of par threes.
- Expanding the teeing ground has been a common theme on par three holes and will be continued.
- The vast sandy area that cuts in front of the green has already been adjusted and will be fine tuned further, enhancing viability and creating more playable access.
- The fairway approach will expand, offering a better opportunity for an approach played on the ground.
- The putting surface will be modestly reshaped, expanding at the back right section.



## #18 Par 4 Black 453 Purple 430 White 400 Gold 366 Green 293 Red 265

- It's always good to save the best for last! Three significant factors collide to influence the design of the new finishing hole at Crown Colony: the lake on the left side of this hole is the largest on property and is not fully utilized; the existing 18th green is partially in the line of fire for errant tee shots from the 15th; and, the short game facility is completely inadequate.
- The new par four 18th hole will hug the water's edge on the left side from tee to green.
- The bunkering along the lake will be reconfigured to show off the fairway and indicate the best line of play.
- Tees will be adjusted to best distribute the appropriate yardage for all levels of play.
- The putting surface will be positioned to highlight the lake and the clubhouse as the 18th becomes the climax of a great day at Crown Colony.



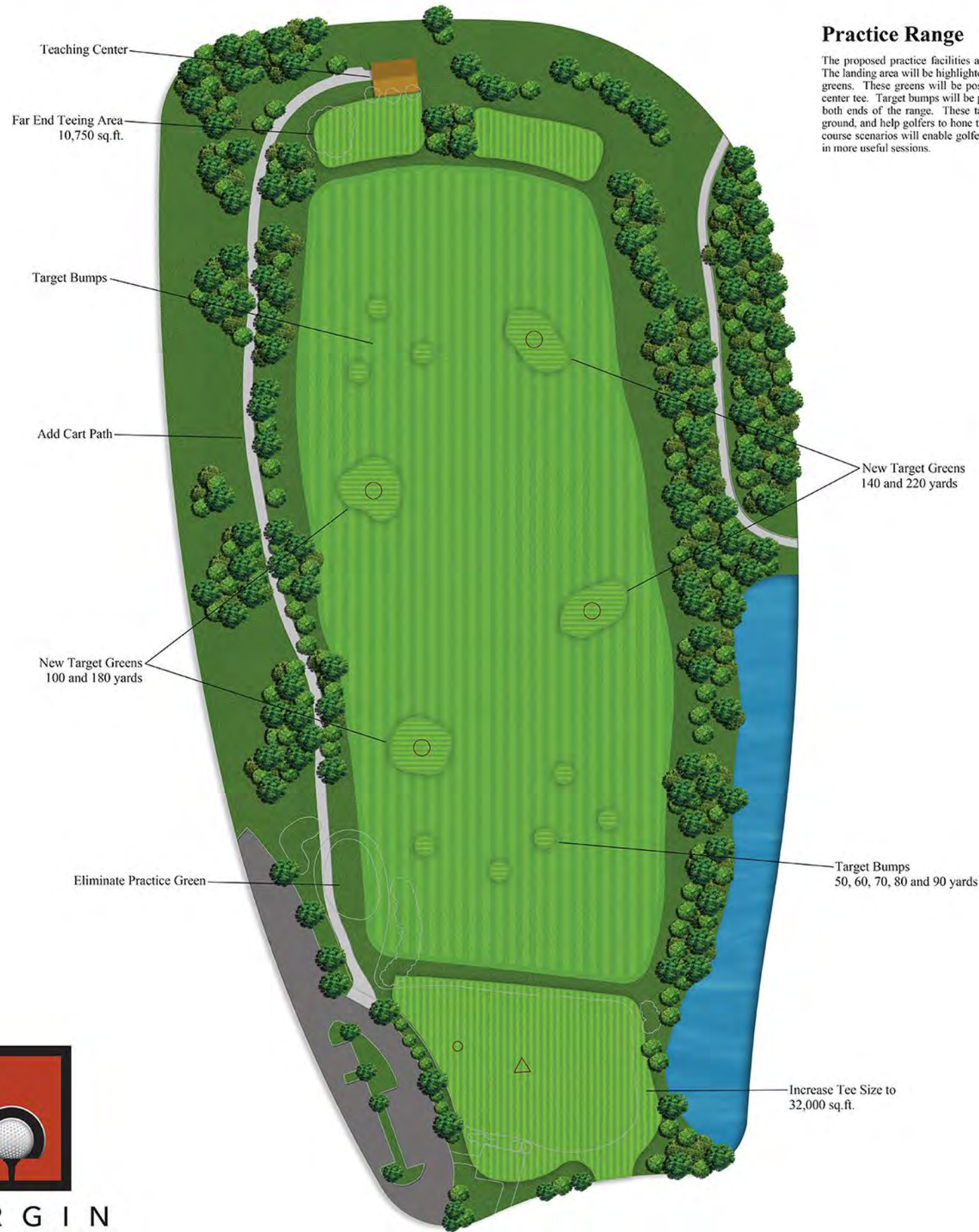
**BERGIN**  
GOLF DESIGNS



THE GOLF CLUB AT  
**Crown Colony**

### Practice Range

The proposed practice facilities at Crown Colony will take things to an entirely new level. The landing area will be highlighted by four well-defined target greens shaped to simulate real greens. These greens will be positioned at roughly 100, 140, 180, and 220 yards from the center tee. Target bumps will be placed at 10 yard increments ranging from 50 to 90 yards at both ends of the range. These target bumps are 12' in diameter, sit about two feet off the ground, and help golfers to hone their wedge skills. Appealing targets that mimic actual golf course scenarios will enable golfers to focus better during their practice times and will result in more useful sessions.



### Short Game Area

Practice Facilities have never been more valuable to clubs. While technology has added to our lives in so many ways, the demands on people's time seems to have increased as well. Members don't always have time in their schedule for a full 18-hole round, yet want to have a quality golf experience even when time is limited. A first rate practice facility encourages use of the club on a more frequent basis.

The short game area will provide a fantastic opportunity to work on "situational practice" for almost any shot found around the greens on the renovated course. Two practice bunkers of varied depth and ample chipping areas will highlight the area around the practice green.



**B E R G I N**  
GOLF DESIGNS

Practice Areas